



User's guide

Logitech®
QuickCam®
E 1000

Thank you!

Thank you for purchasing a Logitech® webcam. This guide helps you install and get the best performance from your new webcam.

Package contents

- Logitech® QuickCam® E 1000
- QuickCam® software
- User's guide

Camera features




Install the software first

Install the software **before** plugging in the camera. Many of your camera's extended features will not operate properly without the complete software installation.

Insert the installation CD into your CD-ROM/DVD-ROM drive. Your CD should start automatically. If it does not, follow the steps below:


1. Double-click the **My computer** icon.
Alternatively, click **start ▶My computer**.
2. Right-click the **CD-ROM/DVD-ROM** drive icon, and then click **Autoplay**.



Camera setup

During the Camera Setup step of the installation process, you will be prompted to connect the camera to a USB port on your computer.

Important Do NOT connect the camera until you are prompted to do so.



Position camera

Position your camera in the middle of your monitor for optimal eye contact.




Tip Fold in or flatten out clip to place camera on any flat surface.



Congratulations

Your camera is now set up and ready to go!

There are many ways to enjoy using your new webcam, including


- Making free video calls to friends and family. (Installation and use of an instant messaging application is required. Click  in the QuickCam software to learn more.)
- Taking still photos or recording videos to share or e-mail.
- Adding videos to your E-bay auctions (see www.logitech.com/videosnap).
- Uploading your videos to YouTube™ with a few “clicks.”

Using the QuickCam software

To start the Logitech® QuickCam® program, do either of the following:

- On your desktop, double-click the **QuickCam®**  icon.

- or -

- In the lower-right corner of your desktop in the taskbar, click the **QuickCam®**  icon.

QuickCam software features



Record videos or capture images.

Enable Audio & Video Mute (when on a video call).

Specify camera settings.

Install and use video programs and services.

Link to online resource guide.

For more information

Software Updates. Go to <http://www.logitech.com/support>.

Additional Help. Launch the software and click the Help button.

To learn more about Logitech® products, go to <http://www.logitech.com>.

UL Testing. Your product is UL tested and should only be used with other UL listed devices.

Logitech Hardware Product Limited Warranty

Logitech warrants that your Logitech hardware product shall be free from defects in material and workmanship for two (2) years, beginning from the date of purchase. Except where prohibited by applicable law, this warranty is nontransferable and is limited to the original purchaser. This warranty gives you specific legal rights, and you may also have other rights that vary under local laws.

Remedies

Logitech's entire liability and your exclusive remedy for any breach of warranty shall be, at Logitech's option, (1) to repair or replace the hardware, or (2) to refund the price paid, provided that the hardware is returned to the point of purchase or such other place as Logitech may direct with a copy of the sales receipt or dated itemized receipt. Shipping and handling charges may apply except where prohibited by applicable law. Logitech may, at its option, use new or refurbished or used parts in good working condition to repair or replace any hardware product. Any replacement hardware product will be warranted for the remainder of the original warranty period or thirty (30) days, whichever is longer or for any additional period of time that may be applicable in your jurisdiction.

This warranty does not cover problems or damage resulting from (1) accident, abuse, misapplication, or any unauthorized repair, modification or disassembly; (2) improper operation or maintenance, usage not in accordance with product instructions or connection to improper voltage supply; or (3) use of consumables, such as replacement batteries, not supplied by Logitech except where such restriction is prohibited by applicable law.

How to obtain warranty support

Before submitting a warranty claim, we recommend you visit the support section at www.logitech.com for technical assistance. Valid warranty claims are generally processed through the point of purchase during the first thirty (30) days after purchase; however, this period of time may vary depending on where you purchased your product – please check with Logitech or the retailer where you purchased your product for details. Warranty claims that cannot be processed through the point of purchase and any other product related questions should be addressed directly to Logitech. The addresses and customer service contact information for Logitech can be found in the documentation accompanying your product and on the web at www.logitech.com/contactus.

Limitation of liability

LOGITECH SHALL NOT BE LIABLE FOR ANY SPECIAL, INDIRECT, INCIDENTAL OR CONSEQUENTIAL DAMAGES WHATSOEVER, INCLUDING BUT NOT LIMITED TO LOSS OF PROFITS, REVENUE OR DATA (WHETHER DIRECT OR INDIRECT) OR COMMERCIAL LOSS FOR BREACH OF ANY EXPRESS OR IMPLIED WARRANTY ON YOUR PRODUCT EVEN IF LOGITECH HAS BEEN ADVISED OF THE POSSIBILITY OF SUCH DAMAGES. Some jurisdictions do not allow the exclusion or limitation of special, indirect, incidental or consequential damages, so the above limitation or exclusion may not apply to you.

Duration of implied warranties

EXCEPT TO THE EXTENT PROHIBITED BY APPLICABLE LAW, ANY IMPLIED WARRANTY OR CONDITION OF MERCHANTABILITY OR FITNESS FOR A PARTICULAR PURPOSE ON THIS HARDWARE PRODUCT IS LIMITED IN DURATION TO THE DURATION OF THE APPLICABLE LIMITED WARRANTY PERIOD FOR YOUR PRODUCT. Some jurisdictions do not allow limitations on how long an implied warranty lasts, so the above limitation may not apply to you.

National statutory rights

Consumers have legal rights under applicable national legislation governing the sale of consumer goods. Such rights are not affected by the warranties in this Limited Warranty.

No other warranties

No Logitech dealer, agent, or employee is authorized to make any modification, extension, or addition to this warranty.

Logitech address:

Logitech Europe S.A., Z.I. Moulin du Choc D, 1122 Romanel/Morges, Switzerland



www.logitech.com/support



United States +1 646-454-3200

Argentina +00800 555 3284

Brasil +0800 891 4173

Canada +1 416 207 2782

Chile 1230 020 5484

Latin America +55 11 3444 6761

Mexico 001 800 578 9619



www.logitech.com

© 2008 Logitech. All rights reserved. Logitech, the Logitech logo, and other Logitech marks are owned by Logitech and may be registered. All other trademarks are the property of their respective owners. Logitech assumes no responsibility for any errors that may appear in this manual. Information contained herein is subject to change without notice.

620-001452.004